



GO BEYOND

PRATT & WHITNEY HELICOPTER ENGINES FAST FACTS | 2024

Since the launch of our first turboshaft engine, we've been powering an increasingly diverse set of helicopter missions. This includes humanitarian, helicopter emergency medical services (HEMS), search and rescue, disaster relief, law enforcement, oil and gas, corporate, security & defense, the maintenance of offshore windmill farms and power lines, and natural resource protection. With nearly 18,600 engines delivered, 77M+ flight hours and the largest service networks in the industry, Pratt & Whitney is the industry leader in light, medium and intermediate twin helicopters.

PRATT & WHITNEY
HELICOPTER
ENGINES

~18,600
ENGINES DELIVERED

126
COUNTRIES

38
CERTIFIED MODELS

OPERATION



5,500+
HELICOPTERS IN SERVICE



~1,600
HELICOPTER OPERATORS

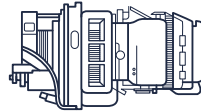


34
APPLICATIONS

PERFORMANCE



77M+
HOURS OF FLIGHT



500-2,000
SHAFT HORSEPOWER (SHP)



60+ YEARS
OF RELIABILITY & DEPENDABILITY

BENEFITS



FUEL EFFICIENT
SAF COMPATIBLE



GLOBAL
CUSTOMER SUPPORT



#1 SUPPLIER
OF CHOICE


EXPERIENCE THE HELICOPTER ENGINES



www.pwc.ca/pw200



www.pwc.ca/pw210



www.pwc.ca/pt6b



www.pwc.ca/pt6c



www.pwc.ca/pt6t





GO BEYOND

PRATT & WHITNEY HELICOPTER ENGINES FAST FACTS

MULTIPLE MISSIONS

AIRBUS HELICOPTERS EC135P2/H135P3

PW206B2/PW206B3



THERMODYNAMIC POWER

695 to 708
ESHP

MECHANICAL POWER

447 to 451
SHP

OUTPUT SHAFT SPEED

5,900 to 6,193
RPM

BELL 427/429

PW207D/D1



710 to 719
ESHP

572 to 621
SHP

6,000 to 6,240
RPM

MD EXPLORER 900/902

PW207E



710
ESHP

646
SHP

6,000 to 6,240
RPM

LEONARDO AW109 TREKKER/M/GRAND NEW

PW206C/PW207C



735
ESHP

572
SHP

6,000 to 6,120
RPM

LEONARDO A119 KOALA/KX/M/TH-73A

PT6B-37A



1,000
ESHP

900
SHP

4,373
RPM

SIKORSKY S-76D

PW210S



1,077
ESHP

803
SHP

6,000 to 14,000
RPM

LEONARDO AW169/M

PW210A



1,108
ESHP

850
SHP

6,000 to 14,000
RPM

LEONARDO AW139/M

PT6C-67C



1,700
ESHP

1,100
SHP

21,000
RPM

AIRBUS HELICOPTERS H175

PT6C-67E



1,800
ESHP

1,300
SHP

21,000
RPM

BELL 412/SP/HP/EP/EPI/EPX/CH-146 GRIFFON

PT6T-3B/3BE/3BF/3BG/3D/3DF/3G/9



1,800 to 2,243
ESHP

1,476 to 1,855
SHP

6,600
RPM

LEONARDO AW609

PT6C-67A



2,000
ESHP

1,564
SHP

30,633
RPM

* In partnership with Subaru



MAINTENANCE PROGRAMS

Eagle Service™ Plan (ESP™)
Fleet Management™ Programs (FMP™)
Fleet Service Plan (FSP)



DIGITAL ENGINE SERVICES

FAST Solution
Oil Analysis Technology

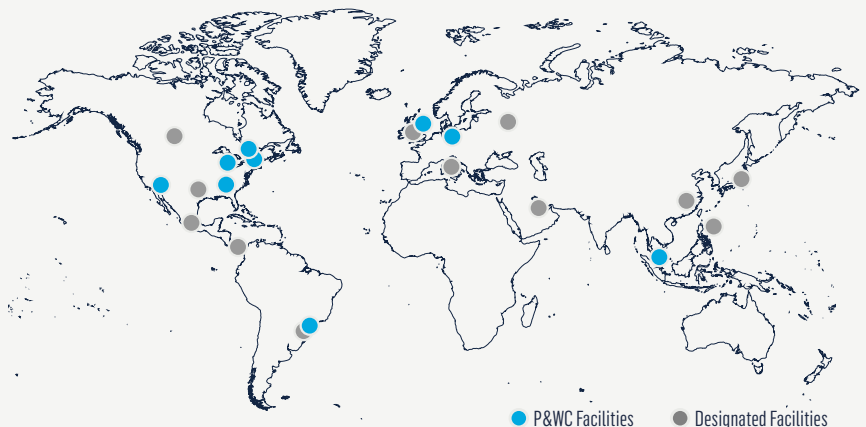


OTHER SERVICES

SMART Maintenance Solution
Certified Pre-Owned (CPO)
Sales, Rentals & Exchanges

TURBOSHAFT GLOBAL SERVICE NETWORK

ALE Service Center, San Nicolás Tolentino, Mexico
Alidaunia, Foggia, Italy
P&W Canada, St-Hubert (QC), Canada
StandardAero, Winnipeg (MB), Canada
Pratt & Whitney Engine Services (PWC/PWES), Long Beach (CA), USA
Pratt & Whitney Engine Services, Bridgeport (WV), USA
Pratt & Whitney Engine Services, Atlanta (GA), USA
Pratt & Whitney Engine Services, Burlington (VT), USA
Dallas Airmotive, Dallas (TX), USA
Maplex Aviation, Panama, Rep. of Panama
Pratt & Whitney Canada do Brasil, São Paulo, Brasil
HELIPARK Manutenção Aeronáutica, São Paulo, Brasil
P&W CSC Europe, Ludwigfelde, Germany
Pratt & Whitney Canada (UK), Bedfordshire, United Kingdom
H&S Aviation, Hampshire, United Kingdom
Helicopter Service Company, Moscow, Russia
COHC Aviation Science and Technic CO., Shenzhen, China
MHI Aero Engine Service Co., Aichi-Ken, Japan
P&W (SEA) Pte., Singapore, Rep. of Singapore
Gulf Helicopters Company, Doha, Qatar
Jet Aviation Philippines, Manila



● P&W Facilities ● Designated Facilities

