

Rescue Hoist & Cargo Winch Commercial Catalogue



START HERE

Platform Product Guide [PAGE 4](#)

ABOUT US

Goodrich Overview [PAGE 8](#)

Locations (OEM & MRO) [PAGE 11](#)

SERVICES

Rescue Hoist Overhaul and Repair [PAGE 16](#)

Field Services [PAGE 17](#)

Maintenance Manuals [PAGE 18](#)

Training [PAGE 19](#)

AOG Services and Authorized Distributors [PAGE 20](#)

Certified Repair Center Locations [PAGE 21](#)

PRODUCTS

42305 Internal Electric Rescue Hoist [PAGE 23](#)

42315 External Hydraulic Rescue Hoist [PAGE 26](#)

TRANSLATING DRUM

42325 28 VDC External Electric Rescue Hoist [PAGE 28](#)

44301 28 VDC External Electric Rescue Hoist [PAGE 31](#)

CATEGORY 1 Rescue Hoist

44311 115 VAC External Electric Rescue Hoist [PAGE 34](#)

44312 Internal VAC External Electric Rescue Hoist [PAGE 37](#)

44316 28 VDC External Electric Rescue Hoist [PAGE 40](#)

44318 115 VAC External Electric Rescue Hoist [PAGE 43](#)

76300 External Pneumatic and 24 VDC Rescue Hoist [PAGE 47](#)

TRADITIONAL LEVEL WIND

76363 External Hydraulic Rescue Hoist [PAGE 49](#)

76368 External Hydraulic Rescue Hoist [PAGE 51](#)

CATEGORY 2 Rescue Hoist

76370 External 28 VDC Electric Rescue Hoist [PAGE 54](#)

76378 External 28 VDC Electric Rescue Hoist [PAGE 56](#)

76379 External 28 VDC Electric Rescue Hoist [PAGE 59](#)

76389 External 115 VAC Electric Rescue Hoist [PAGE 61](#)

CARGO WINCHES

4067-215 CH-47 Cargo Winch [PAGE 64](#)

42494-3 C-17 Cargo Winch [PAGE 65](#)

44302-10 C-130J, C-X, & KC-390 Cargo Winch [PAGE 66](#)

44309-12 Cargo Winch [PAGE 67](#)



UNTIL EVERY LIFE IS SAVED

When lives hang in the balance, you need a rescue hoist that doesn't quit.

Goodrich rescue hoists offer a high efficiency motor for a continuous duty cycle, as well as translating drum technology to reduce cable stress — providing non-stop operation on every mission.

For over four decades, Goodrich hoists have saved countless lives across the globe. Trusted by crews aboard the major international airborne platforms, Goodrich hoists have built a legacy of unmatched reliability and safety — holding the most EASA & FAA certifications in the industry.

Make sure your rotorcraft can operate non-stop until every life is saved — equip it with a Goodrich rescue hoist.

Learn more at goodrichhoistandwinch.com.



GOODRICH



UTC Aerospace Systems



TOWERING ABOVE

Only Goodrich hoists meet stringent Human External Cargo (HEC) requirements and hold more EASA & FAA certifications than the competition.

For over four decades, Goodrich hoists have been trusted by crews aboard the major international airborne platforms operating in wind farms, oil & gas and search & rescue. And thanks to a continuous duty cycle, Goodrich hoists operate non-stop until the job is done.

Equip your rotorcraft with the only rescue hoists that meet HEC requirements.

Learn more at goodrichhoistandwinch.com.

The Goodrich logo features three red diagonal lines above the word "GOODRICH" in a bold, purple, sans-serif font.



UTC Aerospace Systems

Commercial Applications

DESCRIPTION	SPECIFICATIONS (Click to go page)
Leonardo (AgustaWestland) AW109	44316 76378
Leonardo (AgustaWestland) AW139	44316 (dual or single)
Leonardo (AgustaWestland) AW159	44316
Leonardo (AgustaWestland) AW169	44316
Leonardo (AgustaWestland) AW189	44316 44318 (dual or single)
Bell 205	42305 42325
Bell 210	42305 42325
Bell 214	42305 42325
Bell 412	42305 42325
Bell 429	44316
Bell 525	44318 (dual or single)
Bell Huey II	42305 42325
Airbus Helicopters AS332	76363 76368 76370 44311 42325
Airbus Helicopters AS350	76370 44301
Airbus Helicopters AS365	76378
Airbus Helicopters AS365 N3	42325 76378
Airbus Helicopters BK 117 C1	76378 42325
Airbus Helicopters BK 117 C2	44301
Airbus Helicopters H135	44301
Airbus Helicopters H145	44301
Airbus Helicopters H155	76378 42325
Airbus Helicopters H175	42325
Airbus Helicopters H225	76368 42325 44311 44318 (dual or single)
Airbus Helicopters SA315	76300
Airbus Helicopters SA316	76300
Airbus Helicopters SA319	76370
Airbus Helicopters SA321	76363 76368
Airbus Helicopters SA330	76363 76368

Commercial Applications

DESCRIPTION	SPECIFICATIONS (Click to go page)
Airbus Helicopters SA341	76370
Airbus Helicopters UH-72 A Lakota	44301
Hafei Z8	44301
Hafei Z9	44301
Hafei Z11	76379
HAL (ALH) DRHUV	76379
KAI KUH-Medevac	44318
Kamov Ka-32	44311
MIL Mi-8/MIL Mi-2	76378
PZL Kania	76378
PZL W-3 Sokol	76378
Sikorsky H-3	44311
Sikorsky S-61	42325 76378 44311
Sikorsky S-70	44311
Sikorsky S-76	42325 76378
Sikorsky S-92	44311 (dual or single)

Military Applications

DESCRIPTION	SPECIFICATIONS (Click to go page)
Leonardo (AgustaWestland) AW109	44316 76378
Leonardo (AgustaWestland) AW139	44316 (dual or single)
Leonardo (AgustaWestland) Lynx	76363 42325
Leonardo (AgustaWestland) Super Lynx	42325
Bell UH-1H (Huey II)	42305 42325
Bell UH-1N/Y	42305 42323

Military Applications

DESCRIPTION	SPECIFICATIONS (Click to go page)
Boeing CH-47	44311
Boeing V-22	44312
Airbus Helicopters AS532	76363 76368 76370
Airbus Helicopters AS550	76370
Airbus Helicopters AS555	76370
Airbus Helicopters AS565	76378
Airbus Helicopters H145M/UH-72	44301
Airbus Helicopters EC725	76368 76370
Airbus Helicopters SA315	76300
Airbus Helicopters SA316	76300
Airbus Helicopters SA319	76300
Airbus Helicopters SA321	76363 76368
Airbus Helicopters SA330	76363 76368
Airbus Helicopters SA341	76370
HAL (ALH) DRHUV	76379
HAL Cheetah	76300
HAL Chetak	76300
Kamov Ka-32	44311
Mil Mi-2/Mil Mi-8/Mil Mi-17	76378
PZL Kania	76378
PZL W-3 Sokol	76378
Sikorsky H-3	44311
Sikorsky HH-60 A/L/G	42305
Sikorsky HH-60 G/J	42315
Sikorsky HH-60/SH-60	42315

Military Applications

DESCRIPTION	SPECIFICATIONS (Click to go page)
Sikorsky MH-60 R/S	42315
Sikorsky S-70	44311
Sikorsky S-92	44311
Sikorsky UH-60 A/L	42305 44311
Sikorsky UH-60M	44311

Cargo Winches

DESCRIPTION	SPECIFICATIONS (Click to go page)
Boeing C-17	42494-3
Boeing CH-47	4067-215
Embraer KC-390	44302-10-1
Lockheed Martin C-130J	44302-10-1
NHI NH90	44309-12



Introduction:

This commercial catalogue includes all of the Goodrich Corp. hoist and winch products and standard services that are available for purchase by our customers.

About our rescue hoists:

Whether you are flying Agusta, Bell, Boeing, Airbus Helicopters, HAL, Mil, PZL, Sikorsky or Westland helicopters, when it comes to rescue hoists, we can safely say “we’re on it.” Goodrich designs, develops, manufactures and provides complete product support of helicopter rescue hoists around the world. As a global leader in design and development of rescue hoists, we offer a variety of options to the rescue community, including electrically and hydraulically powered hoists, and internally and externally mounted hoists. We offer two distinct types of hoist technology: translating drum cable management (**Category 1**) and level wind (**Category 2**) technology. Goodrich is the only manufacturer of the Category 1 type system. Each hoist is specially designed using our advanced technology to meet varying capability and mission requirements.

The primary advantages of the **Category 1** translating drum cable management hoist include:

- The single point payout directs lateral cable loads directly into the hoist's primary structure which is sufficiently strong to allow for unlimited fleet angle. The fleet angle is the angular departure from an imaginary line extending perpendicular from the hoist toward the ground. The Category 1 hoist design is preferable when expected operations involving more challenging conditions such as pitching ship decks, swift water, high wind conditions and steeply varying terrain where high fleet angles are often encountered.
- As a result of the high lateral loads being absorbed by the static hoist structure, the functional components involved in winding see only the vertical load component. The cable wind system components involved in translating the drum are therefore lightly loaded. This leads to higher reliability and a Time Between Overhauls (TBO) of ten years, 111 hoisting hours, or 3330 cycles.
- Owing to their high reliability, Category 1 hoists have outstanding life cycle cost benefits.

The primary advantages of the **Category 2** traditional level wind cable management hoist include:

- Category 2 hoists are generally lighter weight than comparable Category 1 hoists. While they have been successful on all types of aircraft, their lighter weight may be preferable for lower power aircraft.
- The Category 2 hoists are often less expensive to initially procure than comparable Category 1 hoists. Programs prioritizing low initial installation cost may prefer this type of hoist.

Rescue hoist capabilities:

Goodrich is a world leader in developing, manufacturing and supporting helicopter rescue hoist systems. We are the only hoist manufacturer that produces both level wind and translating drum cable management systems, both of which have repeatedly demonstrated resilience and success in high usage, high fleet angle environments, such as swift water, high winds, obstacles, terrain or a multitude of circumstances beyond the operating crews' control.

Our hoist technologies are used around the world for critical rescue missions by the U.S. and international armed and paramilitary forces, law enforcement and homeland security. Our rescue hoists have field-proven success in high demand, extreme environment missions and have been instrumental in saving lives in several worldwide disaster relief efforts.

As a leading helicopter rescue hoist designer and manufacturer, Goodrich supports and improves mission capabilities through outstanding field support and training to keep rescue teams operational. With a global network of service centers and innovative design centers, we have the most comprehensive knowledge base to serve the growing needs of the search and rescue community.

We continually strive to develop innovative products that not only improve performance, reliability and operational efficiency but also reduce operational and lifecycle costs.

Our commitment:

Our field support provides rapid response repair and field training support. We are committed to meeting stringent turnaround times to ensure your Goodrich product gets back to where it is needed as quickly as possible.

Cargo winch overview:

Goodrich also provides a line of cargo winches that are mounted in both fixed wing and rotary wing aircraft. The winches are installed within the cargo compartment either above or beneath the floor, depending on the aircraft. These winches are presently offered in two load classifications, heavy (7000 – 9000 lbs) or medium (3000 lbs). The heavy load units are applicable to military fixed wing cargo aircraft. The medium load units are applicable to large military rotary wing aircraft.

Services overview:

From both its French and U.S. sites, the Goodrich Corp., CA/FR Corp., CA/FR business provides the following services:

- Hoist, winch and aircraft installation equipment development
- Production and spare part assembly and test
- Repair, overhaul and modifications
- Maintenance planning
- Technical publications
- Spares provisioning
- Support equipment design and manufacture
- Field engineering technical support
- Operation and maintenance training

About Us

Locations (OEM & MRO)



Brea, California U.S.A.

2727 E. Imperial Hwy
Brea, CA 92821 U.S.A.
Phone: (714) 984-1461
Fax: (714) 984-1675
E-mail: gputashoistwinch@utas.utc.com



France

13, Avenue De l'Eguillette – BP 27186
Saint-Ouen l'Aumône
95056 Cergy Pontoise Cedex – France
Tél.: + 33 (0) 1 34 32 63 00
Fax.: + 33 (0) 1 34 32 63 23
E-mail: desk-customer.stouen@utas.utc.com

Customer Service

Commercial & Government Contracts: + 33 (0)1 34 32 66 10

Return Goods & Repairs: + 33 (0)1 34 32 67 81

+ 33 (0)1 34 32 67 11

Field Service & ILS Support:

+ 33 (0)1 34 32 67 24

Repair Centers:

+ 33 (0)1 34 32 67 81

CATEGORY ONE-FAA PARTS MANUFACTURING APPROVAL

Goodrich can issue an FAA 8130-3 tag only on product for which it has Parts Manufacturing Approval (PMA)

PART NUMBER	DESCRIPTION	HELICOPTER PLATFORM	APPLICATION
42305-3	RESCUE HOIST	BELL	BELL (205A-1, 205B, 212, 214ST, 412)
42325-10	RESCUE HOIST	BELL	BELL (412, 412EP)
42325-12-0	RESCUE HOIST	BELL, LEONARDO	"BELL (205A-1, 205B, 212, 412, 412EP) LEONARDO (AB412, AB412EP)"
42325-12-1	RESCUE HOIST	SIKORSKY	Sikorsky (S76 B, C)
42325-12-3	RESCUE HOIST	BELL, LEONARDO	"BELL (205A-1, 205B, 212, 412, 412EP) LEONARDO (AB412, AB412EP)"
42325-12-4	RESCUE HOIST	SIKORSKY	SIKORSKY (S76)
42325-14-1	RESCUE HOIST	SIKORSKY	SIKORSKY (S76,B,C)
42325-16-4	RESCUE HOIST	AIRBUS	AIRBUS (AS332-L-2)
42325-16-5	RESCUE HOIST	AIRBUS	AIRBUS (AS365)
42325-16-6	RESCUE HOIST	AIRBUS	AIRBUS (AS365N3)
42325-18-1	RESCUE HOIST	SIKORSKY	SIKORSKY (S-76, S76B, S76C)
44301-10-11	RESCUE HOIST	AIRBUS	AIRBUS (EC135)
44301-10-2	RESCUE HOIST	AIRBUS	AIRBUS (EC135)
44301-10-4	RESCUE HOIST	AIRBUS	AIRBUS (BK117 C-2)
44301-10-5	RESCUE HOIST	AIRBUS	AIRBUS (EC135, BK117 C-2)
44301-10-6	RESCUE HOIST	AIRBUS	AIRBUS (EC135)
44301-10-7	RESCUE HOIST	AIRBUS	AIRBUS (MBB-BK117D-2)
44301-10-8	RESCUE HOIST	AIRBUS	AIRBUS (AS350B2/B3)
44311-10-1	RESCUE HOIST	SIKORSKY	SIKORSKY (S-92A)
44311-10-10	RESCUE HOIST	SIKORSKY	SIKORSKY (S-92A)
44311-10-11	RESCUE HOIST	SIKORSKY	SIKORSKY (S-92A)
44311-10-13	RESCUE HOIST	SIKORSKY	SIKORSKY (S-92A)
44311-10-14	RESCUE HOIST	SIKORSKY	SIKORSKY (S-92A)
44311-10-15	RESCUE HOIST	SIKORSKY	SIKORSKY (S-92A)
44311-10-17	RESCUE HOIST	SIKORSKY	SIKORSKY (S-92A)
44311-10-18	RESCUE HOIST	SIKORSKY	SIKORSKY (S-92A)

CATEGORY ONE-FAA PARTS MANUFACTURING APPROVAL

Goodrich can issue an FAA 8130-3 tag only on product for which it has Parts Manufacturing Approval (PMA)

PART NUMBER	DESCRIPTION	HELICOPTER PLATFORM	APPLICATION
44311-10-2	RESCUE HOIST	SIKORSKY	SIKORSKY (S-92A)
44311-10-8	RESCUE HOIST	SIKORSKY	SIKORSKY (S-92A)
44311-42-1	RESCUE HOIST	SIKORSKY	SIKORSKY (S-92A)
44311-42-10	RESCUE HOIST	SIKORSKY	SIKORSKY (S-92A)
44311-42-11	RESCUE HOIST	SIKORSKY	SIKORSKY (S-92A)
44311-42-12	RESCUE HOIST	SIKORSKY	SIKORSKY (S-92A)
44311-42-13	RESCUE HOIST	SIKORSKY	SIKORSKY (S-92A)
44311-42-14	RESCUE HOIST	SIKORSKY	SIKORSKY (S-92A)
44311-42-2	RESCUE HOIST	SIKORSKY	SIKORSKY (S-92A)
44311-42-3	RESCUE HOIST	SIKORSKY	SIKORSKY (S-92A)
44311-42-4	RESCUE HOIST	SIKORSKY	SIKORSKY (S-92A)
44311-42-5	RESCUE HOIST	SIKORSKY	SIKORSKY (S-92A)
44311-42-6	RESCUE HOIST	SIKORSKY	SIKORSKY (S-92A)
44311-42-7	RESCUE HOIST	SIKORSKY	SIKORSKY (S-92A)
44311-42-8	RESCUE HOIST	SIKORSKY	SIKORSKY (S-92A)
44316-1-2	RESCUE HOIST SYSTEM	LEONARDO	LEONARDO (AW 139)
44316-2-5	RESCUE HOIST SYSTEM	BELL	BELL (429)
44316-10-104	RESCUE HOIST	LEONARDO	LEONARDO (AW139/AW189 SINGLE)
44316-12-101	RESCUE HOIST	LEONARDO	LEONARDO (A109/AW109 ALL SERIES)
44316-12-104	RESCUE HOIST	LEONARDO	LEONARDO (AW139/AB139)
44317-1-1	RESCUE HOIST	SIKORSKY	SIKORSKY (S76C)
44318-11-103	RESCUE HOIST	AIRBUS	AIRBUS (EC225LP)
44318-11-102	RESCUE HOIST	MHI	MHI (UH-60J)
44318-11-104	RESCUE HOIST	LEONARDO	LEONARDO (AW139)
44318-11-106	RESCUE HOIST	KAI	KAI (AS332 EQUIVALENT)

CATEGORY TWO-EASA PARTS MANUFACTURING APPROVAL

Goodrich can issue an EASA FORM ONE only on products which are TC Certified or STC Certified

PART NUMBER	DESCRIPTION	HELICOPTER PLATFORM	APPLICATION
76371	RESCUE HOIST	AIRBUS KEYSTONE HELICOPTER	"AIRBUS (AS332, AS350) SIKORSKY (S-76C)"
76300-100	RESCUE HOIST	AIRBUS	AIRBUS (SA 313, SE3130, SA315, SA318, SA3180)
76300-200	RESCUE HOIST	AIRBUS	AIRBUS (SA 313, SE3130, SA315, SA318, SA3180)
76360-200	RESCUE HOIST	AIRBUS	AIRBUS (AS330, AS332)
76360-210-00	RESCUE HOIST	AIRBUS	AIRBUS (AS332)
76360-210-01	RESCUE HOIST	AIRBUS	AIRBUS (AS332)
76363-200-A	RESCUE HOIST	AIRBUS	AIRBUS (AS332)
76363-300	RESCUE HOIST	AIRBUS	AIRBUS (AS332)
76368-240-D	RESCUE HOIST	AIRBUS	AIRBUS (AS332, EC225)
76368-500	RESCUE HOIST	AIRBUS	AIRBUS (AS332)
76370-140-D	RESCUE HOIST	AIRBUS	AIRBUS (AS350, AS355)
76378-200	RESCUE HOIST	AIRBUS	AIRBUS (MBB-BK117)
76378-260-D	RESCUE HOIST	AIRBUS	AIRBUS (AS365, AS360, EC155)
76378-360	RESCUE HOIST	AIRBUS	AIRBUS (AS365 - EC155)
76378-500	RESCUE HOIST	SIKORSKY	SIKORSKY (S61-N)



SERVICES

With MRO sites spanning the globe, we offer repair and support capabilities specific to the needs of the region and with the highest quality standards. Goodrich offers a complete array of repair and overhaul services. Regardless of the reason for returning hardware for service (warranty, repair or overhaul) please contact us for a Return Material Authorization (RMA) and instructions on to which MRO center to return your hoist or winch.

Warranty: Please contact us for authorization before returning parts for warranty claim.

Overhaul: The rescue hoist system is a powered mechanical device which will require overhaul after a specific period of time, cycles or hours of operation. The scheduled maintenance inspections are necessary to ensure that the hoist remains in a serviceable condition and provides safe and reliable service to the operator.

The Goodrich rescue hoist assembly/system must be returned to the factory or a Goodrich authorized repair center per the maintenance/overhaul schedule listed below. The overhaul will be performed with the applicable component maintenance or military technical manual.

Rescue Hoist Overhaul Schedule:

TYPE OF HOIST	SERIES OF HOIST	TIME BETWEEN OVERHAUL (*)	
		HOIST CYCLES	YEARS
Hydraulic Mounted Hoist	76363-200/76363-200-A/76363-300	1,000 cycles	4 years
Electric Mounted Hoist	76370-140-D/76370-130	1,500 cycles	4 years
Electric Mounted Hoist	76371	2,000 cycles	10 years
Hydraulic Mounted Hoist	76368-240-D	2,000 cycles	4 years
Hydraulic Mounted Hoist	76368-500	2,000 cycles	10 years
Electric Mounted Hoist	76379-040	2,000 cycles	10 years
Electric Mounted Hoist	76378-500	2,000 cycles	10 years
Electric Mounted Hoist	76378-260-D/76378-360	1,000 cycles	10 years
Electric Mounted Hoist	76378-200	1,800 cycles	10 years

* The first end limit which will be reached



42305-1 Internal Rescue Hoist Overhaul/Conversion:

The customer's 42305-1 rescue hoist can be converted to the newer 42305-3 or -5 rescue hoist configuration as it is overhauled, assuming that it is in a serviceable condition. Upon receipt of the customer's unit, the hoist shall be reviewed for serviceability. The hoist shall be considered serviceable unless one or more of the following conditions exist:

- 1) If hoist is structurally damaged and/or missing any of the following major subsystems:
 - (1) 42305-100, Winch Assembly
 - (2) 42305-300, Boom Head Assembly
 - (3) 42305-500, Boom Positioning Support Assembly
 - (4) 42305-510, Reaction Arm Assembly
 - (5) 527KE3, Motor DC Motor Assembly
- 2) If hoist corrosion has progressed to the point where safety, fit, function or the life of the hoist is affected, or if items received are determined to be unserviceable, Goodrich will not perform the overhaul or the conversion. In this instance, the hoist will be returned to customer at the customer's expense.

Boom Overhaul (44301-500, 44307-500, 44307-500-1):

It is recommended that your boom receives an overhaul after 10 years. This overhaul is necessary to ensure the boom reliability and durability is maintained.

The standard overhaul includes inspection, NDT, standard parts replacement and final acceptance testing.

Field Services:

Goodrich Corp., CA/FR Factory Certified Field Service Technicians are available to respond to customer emergency needs within 24 hours after receipt of request. The hoist may be repaired and returned to a serviceable condition on-site at the customer's location and certified by the field service technician. However, in some instances, the hoist may require repair at the factory due to special tools or test equipment requirements. The field service technician will advise the customer, immediately after initial evaluation, if the hoist must be returned to the factory. Please contact us for Field Service Rates



Category One – Product Maintenance Manuals:

All technical publications, including component maintenance manuals for Category 1 hoists and cargo winches, are available free of charge to owners/operators. They are accessible through the customer portal which can be accessed from the website www.goodrichhoistandwinch.com

Category One Rescue Hoist First Maintenance Level (Organizational Level):

	ATA MANUAL NO.	DESCRIPTION	PART NUMBER	REVISION SERVICE	ITAR
1	25-00-01	External Mounted Hoist	42325-12 series	3 years	NO
2	25-00-02-1	Internal Mounted Hoist	42305-1/-2	3 years	NO
3	25-00-03	External Mounted Hoist	42325-1/-2	3 years	NO
4	25-00-04	External Mounted Hoist	42325-5	3 years	NO
5	25-00-05	Internal Mounted Hoist	42277-1	3 years	NO
6	25-00-07-1	Cargo Loading Winch Assembly	44302-10-1	3 years	YES
7	25-00-09-1	Rescue Hoist Assembly	42305-3, -5	3 years	YES
8	25-00-11	External Mounted Hoist	42325-17-1	3 years	YES
9	25-00-16	External Mounted Hoist	42325-14-2		
			42325-14-3		
			42325-14-4	3 years	YES
10	25-00-17	External Mounted Hoist	42325-16 series	3 years	NO
11	25-00-18	External Mounted Hoist	42325-14-0		
			42325-14-1	3 years	NO
12	25-00-19-1	External Mounted Hoist	44311-10	3 years	NO
13	25-00-21-1	External Mounted Hoist	44301-10	3 years	NO
14	25-00-23-1	External Mounted Hoist	44312-10	3 years	YES
15	25-00-25	Moveable Pulley	44302-60	3 years	NO
17	25-00-29-1	Hook Damper	44307-480	2 years	NO
18	25-00-30-1	Rescue Hoist	44316-2-2, -2-3	2 years	NO
19	25-00-32-1	External Mounted Hoist	44301-1-7		
			44301-1-8	2 years	NO
20	25-00-21-1	External Mounted Hoist	44301-10	3 years	NO
21	25-00-35-1	Rescue Hoist	42325-18, -18-1	2 years	NO
22	25-00-36-1	Rescue Hoist	44316-1-2	2 years	NO
23	25-00-37-1	Rescue Hoist	44316-2-1, -2-4	2 years	NO



Category Two Rescue Hoist Maintenance Manuals:

	ATA MANUAL NO.	DESCRIPTION	PART NUMBER
1	25-64-98	Hydraulic Mounted Hoist	76368-240/240-D
2	25-64-91	Hydraulic Mounted Hoist	76368-500
3	25-64-96	Hydraulic Mounted Hoist	76360-200
4	25-64-96	Hydraulic Mounted Hoist	76363-200-A
5	25-90-00	Electric Mounted Hoist	76379-040
6	25-64-90	Electric Mounted Hoist	76378-500
7	25-64-99	Electric Mounted Hoist	76378-260/260-D
8	25-64-97	Electric Mounted Hoist	76370-130/140-D
9	25-64-94	Electric Mounted Hoist	76371

Product Maintenance Training:

Goodrich Rescue Systems offers O-level maintenance training on all of our hoists through a combination of classroom theory and practical exercise on the customer’s own equipment at the customer’s preferred location. This full-day training course can certify up to six participants at once and is intended to assist operators in understanding and navigating the maintenance requirements specified in the certified maintenance manual (CMM).

Upon completing the training with our highly-skilled instructors, participants will be issued an O-level maintenance certificate and be empowered to:

- Understand hoist maintenance and functionality
- Identify hoist system components and functions
- Perform basic maintenance tasks, adjustments, troubleshooting and O-level component replacement, such as:
 - Remove and replace hook assembly
 - Remove and replace cable assembly
 - Cable drum timing recognition
 - Remove and replace crowder and traction sheave
 - Cable path cleaning and maintenance
 - Adjust limit switches and cable foul sensor
 - Remove and replace cable cut assembly
 - Cleaning and lubrication
 - Hoist ground functional checks

Hoist Operational Training

With a Goodrich rescue hoist and total team training solutions, your crew will be ready for anything – no matter what your mission may be. When a call comes in, your response requires the right equipment and crew training for whatever the mission demands. For over four decades, Goodrich hoists have been trusted by crews across the globe responding to search and rescue, tactical insertion and extraction missions – and many other diverse operations.

Now, with mission operations training solutions coupled with a robust field maintenance curriculum, your team will stand the test of the most demanding responses. Your mission is to protect and serve – ours is to provide the customized solutions you need to get the job done, whatever the job may be. Contact us today to get started.

Call us to schedule a training with one of our highly skilled instructors.



AOG Services and Support:

Goodrich Rescue Systems provides aftermarket customers with a global team of experts to ensure comprehensive support 24/7, 365 days a year. Customers can count on Goodrich Rescue Systems for consistent spares and repair performance, product support, and issue resolution. We are committed to providing a seamless interaction and best-in-class service anytime, anyplace.

Goodrich Rescue Systems Customer Response Center (CRC) serves as the focal point for all UTC Aerospace Systems customers in aircraft on the ground (AOG) support and technical product inquiries. The Goodrich Rescue Systems CRC has an experienced and knowledgeable staff available at all times to respond to your in-service technical issues and repair support needs for all UTC Aerospace Systems components and systems. **For 24/7 global support, contact us at 1.877.808.7575.**

Authorized Distributors:

For IATA 2 Customers

(Europe, Africa and Middle East)
Copenhagen, Denmark

Satair A/S
Amager Landevej 147A
2770 Kastrup
Denmark

Tel: +45 3247 0100
Fax: +45 3251 3434
AOG (outside office hours):
Tel: +45 4040 1224
Office Hours:
Monday - Friday: 8:30 - 16:30 CET

CVR. No: 78 41 97 17
CAGE Code: R1120

INFO@SATAIR.COM

For IATA 1 Customers

(North and South America)
Peachtree City, USA

Satair USA Inc.
525 Westpark Drive
Peachtree City, GA 30269
USA

Tel: +1 404 675 6333
Fax: +1 404 675 6311
AOG (outside office hours):
Tel: +1 404 310 1966
Office Hours:
Monday - Friday: 8:00 - 5:00 EDT

CAGE Code: 0R3X9

SATAIRINQ@SATAIR.COM

For Australia and New Zealand

Singapore, The Republic of Singapore

Satair Pte Ltd 12 Seletar Aerospace
Link
Singapore 797553

Tel: +65 6543 0977
Fax: +65 6543 0737
AOG (outside office hours):
Tel: +65 6543 0977
Office Hours:
Monday - Friday: 8:30 - 5:30 SGT

CAGE Code: QB267

INFOSIN@SATAIR.COM



Certified Repair Center Locations

UTC Aerospace Systems

4115 Corporate Center Drive
Monroe, NC 281100-1313
Tel: (704) 282-2500

UTC Aerospace Systems

2727 E. Imperial Hwy
Brea, CA 92821 U.S.A.
Tel: (714) 984-1461

GOODRICH Aerospace Pte Ltd

39 Changi North Crescent
499642
Singapore
Tel : (65) 6580 5961
Fax : (65) 6545 9965

UTC Aerospace Systems

13, Avenue De l'Eguillette – BP 27186
Saint-Ouen l'Aumône
95056 Cergy Pontoise Cedex – France
Tél.: + 33 (0) 1 34 32 63 00
Fax.: + 33 (0) 1 34 32 63 23

Goodrich Taeco Aeronautical Systems Company Ltd.

20 Dai Lao Road
Xiamen, Fujuan Province 361006
People's Republic of China
Tel: +86 05925707688

JAMCO Corporation

Accessories Maintenance Center
Aircraft Maintenance Company
JAMCO Corporation
26 Shinizumi, Narita Chiba 286-0825
Japan
Tel: +81.476.36.1617
Fax: +81.476.36.1629

Ruag

Seetalstrasse 175
PO Box 301
CH 6032 Emmen
Switzerland
Tel: +41 41 268 39 30
Fax: +41 41 268 20 05

Aerotron Avotec

6 Kilmartin Place
Tannochside Business Park
Uddingston
Glasgow Scotland G71 5PH
UK
Tel: +44 (0)1698 818 868



CATEGORY

1



The internally mounted hoist, part number 42305-1, was developed in the late 70s. The hoist incorporates many safety, self-sensing and redundancy features to ensure operational safety. The cable management system is an added feature to enhance operational safety and unit reliability and to extend the service life of the cable assembly.

The High Performance Hoist (HPH), part number 42305-1, is the original design of the HPH series and is identical to the 42305-2 except boom rotation and paint scheme.

In 1999, the 42305 series hoist was converted to the 42305-3. The converted 42305-3 incorporates up-to-date electronics, lighter weight, superior performance and fully variable speed, as well as a digital cable readout on the control pendant.

In 2007, the 42305-5 hoist configuration was introduced. This configuration changes the straight power harness connector to a 90 degree connector to improve installation on the H-60 series aircraft. It is nearly identical to the 42305-3 hoist configuration with the exception of the power harness, hook and reusable shipping container.



Goodrich Technology:

- Translating drum cable management system (CATEGORY 1)
- Patented cable tension system
- Patented Weston braking system

Design Features:

- Internal, electric hoist
- 30° fleet angle
- Continuous duty cycle
- Lubricated cable extends cable life and resists corrosion on internal metal components
- Payout sheave swivels to accommodate non-vertical loads to 60 degrees from center
- Hour meter logs total time
- Emergency cable cut
- Quick installation and removal
- Two speed motor (42305-1 and 42305-2)
- New motor controller eliminates need for two speed motor (42305-3 and 42305-5)
- Redundant limit and “decel” switch
- Secondary hoist controls for pilot
- Night Vision Goggle compatible (42305-3 and 42305-5)
- Press to test cable cut circuit

Current Applications:

- Bell 205, 212, 214, 412, UH-1H, Huey II and UH-1N/Y
- Sikorsky HH-60A/L/G



Performance and Specifications:

DESCRIPTION	SPECIFICATIONS
Hoist Height	51.91 inches (131.84 cm)
Hoist Width	13.50 inches (34.39 cm)
Hoist Length	35.38 inches (89.86 cm)
Weight	170.50 pounds
Boom Rotation	205 degrees
Cable Length	250 feet (76 m)
Cable Diameter	3/16 inches per MIL-W-83140
Lowering Speed	275 fpm (91.44 mpm) @ 600 pounds (272.16 kg) 275 fpm (91.44 mpm) @ 300 pounds (136.08 kg)
Raising Speed	150 fpm (28.10.mpm) @ 600 pounds (272.16 kg) 275 fpm (91.44 mpm) @ 300 pounds (136.08 kg)
Maximum Lift Load	600 pounds (272.16 kg)
Input Power	28 VDC/125 amps maximum





The 42315 series is a hydraulically driven, externally mounted hoist used for personnel rescue and other special operations. The 42315 series hoist has demonstrated high reliability, durability and reduced cost of maintenance through the years of operation with the United States Navy, United States Coast Guard, United States Air Force and international search and rescue operators.

The hoist is normally operated by a crew-person through a variable speed control in a hand-held control pendant assembly. A second set of controls for the hoist is located on the helicopter cyclic stick. These controls are operated by the pilot and have priority over the crew-person controls.



Goodrich Technology:

- Translating drum management system (CATEGORY 1)
- Patented cable tension systems
- Patented Weston braking system

Design Features:

- External, hydraulic hoist
- 30° fleet angle
- Continuous duty cycle
- Lubricated cable extends cable life and resists corrosion on internal metal components
- Hour meter log total time
- Emergency cable cut
- Redundant limit and “decel” switches
- Intercom switch on pendant
- Priority hoist controls for pilot



Current Applications:

- Sikorsky HH-60G/J, MH-60R/S, and SH-60

Performance and Specifications:

DESCRIPTION	SPECIFICATIONS
Hoist Height	12.26 inches (311.40 mm)
Hoist Width	8.75 inches (222.25 mm)
Hoist Length	31.75 inches (806.45 mm)
Weight	97.6 pounds maximum
Cable Length	200 feet
Cable Diameter	3/16 inches per MIL-W-83140
Lowering Speed	225 fpm (68.58 mpm) @ 600 pounds (272.16 kg)
Raising Speed	225 fpm (68.58 mpm) @ 600 pounds (272.16 kg)
Hydraulic Fluid	Mil-H-83282
Rated Flow	5.4 to 5.6 gpm
Supply Pressure	3,000 psi Nominal
Return Pressure	50 psi Nominal
Maximum Load Lift	600 pounds (272.16 kg)





The 42325 series externally mounted 28 VDC electrically driven hoist incorporates all of the safety, self-sensing and redundancy features, as well as the cable management system present in all other Goodrich category one hoist designs. These features enhance operational safety and unit reliability, and extend the service life of the hoist assembly.

The hoist is normally operated by a crew-person through a variable speed control in a hand-held control pendant assembly or control box. A second set of controls for the hoist is located on the helicopter cyclic stick. These controls are operated by the pilot and have priority over the crew-person controls.



Goodrich Technology:

- Translating drum cable management system (CATEGORY 1)
- Patented cable tension system
- Patented Weston braking system

Design Features:

- External, electric hoist
- 30° fleet angle
- Continuous duty cycle
- Lubricated cable extends cable life and resists corrosion on internal metal components
- Event meter logs total cycles (hour meter available on some models)
- Emergency cable cut
- Down limit override for quick cable changes
- Redundant limit and “decel” switches
- Dynamic braking available on some models
- Night vision compatible controls
- Cable length display on operator’s pendant
- Searchlight or hover control pendant
- 2 position Intercom switch on pendant
- Pendant lighting includes “Overtemp” or “Caution” indicators
- Priority hoist controls for pilot

Current Applications:

- Bell 205, 210, 212, 214, 412 and 430
- Airbus Helicopters AS365 N3 and AS332
- Kawasaki BK117 C1
- Sikorsky S-61 and S-76
- Westland Lynx and Super Lynx



Performance and Specifications:

DESCRIPTION	SPECIFICATIONS
Hoist Height	12.26 inches (311.4 mm)
Hoist Width	8.75 inches (222.25 mm)
Hoist Length	31.75 inches (806.45 mm)
Weight	
42325-12	103.5 pounds (45.63 kg)
42325-14	104.5 pounds (47.40 kg)
42325-16	106 pounds (48.08 kg)
Cable Diameter	3/16 inches per MIL-W-83140
Cable Length	
42315-439	250 feet (76 m)
42325-298	290 feet (88.39 m) - 42325-14 and 42325-16 models only
Lowering Speed	275 fpm (83.82 mpm) @ 600 pounds (272.16 kg) 275 fpm (83.82 mpm) @ 300 pounds (136.08 kg)
Raising Speed	150 fpm (45.72 mpm) @ 600 pounds (272.16 kg) 275 fpm (83.82 mpm) @ 300 pounds (136.08 kg)
Maximum Load Lift	600 pounds (272.16 kg)
Input Power	28 VDC/125 amps maximum





The 44301 series externally mounted 28 VDC electrically driven hoist incorporates all of the safety, self-sensing and redundancy features as well as the cable management system present in all other Goodrich category one hoist designs. These features enhance operational safety and unit reliability and extend the service life of the hoist assembly.

This 44301 series hoist is mounted on a boom and support assembly providing a means of stowing the hoist in-line with the aircraft fuselage during flight and positioning the hoist in an arc of up to 63 degrees from the center line of the aircraft fuselage for maximum operational flexibility.





Goodrich Technology:

- Translating drum cable management system (CATEGORY 1)
- Patented cable tension system
- Patented Weston braking system

Design Features:

- External, electric hoist
- 30° fleet angle
- Continuous duty cycle
- Lubricated cable extends cable life and resists corrosion on internal metal components
- Hour meter or event counter logs total time
- Emergency cable cut
- Redundant limit and “decel” switches
- Night vision compatible controls
- Cable length display on operator’s pendant
- Intercom switch on pendant
- Pendant lighting includes “Overtemp” and “Caution” indicators

Current Applications:

- Airbus Helicopters AS350 B3, BK117 C2, EC135, EC145 and UH-72A Lakota



Performance and Specifications:

DESCRIPTION	SPECIFICATIONS
Hoist Height	12.32 inches (787.50 mm)
Hoist Width	8.75 inches (222.25 mm)
Hoist Length	31.75 inches (806.45 mm)
Weight	
44301-10-2, -5, -8, -10	87.2 pounds (37.70 kg)
44301-10-4, -7, -9, -11	94.8 pounds (41.80 kg)
44301-10-6	96.3 pounds (43.7 kg)
Cable Diameter	3/16 inches per MIL-W-83140
Cable Length	
44301-10-2, -5, -8, -10	164 feet (49.98 m)
44301-10-4, -6, -7, -9, -11	300 feet (91.44 m)
Maximum Current Rating	
44301-10-2, -5, -8, -10, -11	100 Amperes
44301-10-4, -6, -7, -9	125 Amperes
Lowering Speed	
44301-10-2, -5, -8, -10, -11	225 fpm (83.82 mpm) @ 500 pounds (272.16 kg)
44301-10-4, -7, -9	250 fpm (73.15 mpm) @ 600 pounds (226.80 kg)
Raising Speed	
44301-10-2, -5, -6, -8, -10, -11	160 fpm (45.72 mpm) @ 500 pounds (226.80 kg)
44301-10-4, -7, -9	150 fpm (83.82 mpm) @ 600 pounds (136.08 kg)
Input Power	28 VDC/125 amps maximum





The 44311 series AC powered rescue hoist was specifically designed to meet the commercial performance specifications of the S-92, and has subsequently been adapted for installations on CH-47 and UH-60. The hoist design is also expected to satisfy the U.S. Army's strict electromagnetic impulse requirements defined in ADS-37. This commercial technology has been adapted for installation on the V-22.

The virtually flat speed-to-weight curve enables high speeds under different load conditions. The inclusion of Goodrich symmetrical braking makes the design very popular for high-threat environments.

Variants of the AC hoist have been designed specifically for a dual hoist installation.





Goodrich Technology:

- Translating drum cable management system (CATEGORY 1)
- Patented cable tension system
- Patented Weston braking system

Design Features:

- External, electric hoist
- 30° fleet angle
- Continuous duty cycle
- Designed to exceed the U.S. Army's strict electromagnetic impulse requirements defined in ADS-37A
- Hour meter logs total operation time
- Emergency cable cut
- Down limit override for quick cable changes
- Redundant limit and "decel" switches
- Dynamic braking
- Night vision compatible controls
- Cable length display on operator's pendant
- Searchlight or hover control pendant
- Intercom switch on pendant
- Priority hoist controls for pilot

Current Applications:

- Boeing CH-47
- Sikorsky S-61 and HH-60M



Performance and Specifications:

DESCRIPTION	SPECIFICATIONS
Hoist Height	51.91 inches (131.84 cm)
Hoist Width	13.50 inches (34.39 cm)
Hoist Length	35.38 inches (89.86 cm)
Weight	170.50 pound
Boom Rotation	205 degrees
Cable Length	250 feet (76 m)
Cable Diameter	3/16 inches per MIL-W-83140
Lowering Speed	275 fpm (91.44 mpm) @ 600 pounds (272.16 kg) 275 fpm (91.44 mpm) @ 300 pounds (136.08 kg)
Raising Speed	150 fpm (28.10.mpm) @ 600 pounds (272.16 kg) 275 fpm (91.44 mpm) @300 pounds (136.08 kg)
Maximum Lift Load	600 pounds (272.16 kg)
Input Power	28 VDC/125 amps maximum






The 44312 Rescue Hoist is an internally mounted hoist and payout boom adapted from Goodrich 44311 series of external hoists. The rescue hoist is powered by the aircraft 115/200 VAC 3 phase 400 Hz power supply, and controlled with 28 VDC power.

This rescue hoist assembly is a component of the variable, high speed, internally-mounted rescue hoist system on the Bell-Boeing 901 (V-22) tilt rotor aircraft.





Goodrich Technology:

- Translating drum cable management system (CATEGORY 1)
- Patented cable tension system
- Patented Weston braking system

Design Features:

- External, electric hoist
- 30° fleet angle
- Continuous duty cycle
- Lubricated cable extends cable life and resists corrosion on internal metal components
- Payout sheave swivels to accommodate non-vertical loads
- Hour meter logs total time
- Emergency cable cut
- All lighting night vision compatible
- Night Vision Goggle light dimming circuit
- Cable reel-in/reel-out control redundancy on control panel and pendant
- Priority hoist controls for pilot

Current Applications:

- Boeing V-22



Performance and Specifications:

DESCRIPTION	SPECIFICATIONS
Hoist Height	22.4 inches (568.96 mm)
Hoist Width	30.1 inches (764.54 mm)
Hoist Weight	133.1 pounds (60.5 kg)
Cable Diameter	3/16 inches per MIL-W-83140
Cable Length	250 feet (76.2 m)
Lowering Speed	325 fpm (99.06 mpm) @ 600 pounds (272.12 kg) 325 fpm (99.06 mpm) @ 300 pounds (136.08 kg)
Raising Speed	325 fpm (99.06 mpm) @ 600 pounds (272.12 kg) 325 fpm (99.06 mpm) @ 300 pounds (136.08 kg)
Maximum Load Lift	600 pounds (272.16 kg)
Input Power	115 VAC
Control Power	28 VDC/7.5 amps





The 44316 series is the fourth generation of the Goodrich 28 VDC electric hoist family.

This hoist series incorporates the new Goodrich 28 VDC motor controller. This motor/controller design utilizes more compact fully integrated electronics and unlike older systems this system does not require the use of a junction box for this installation. The design also offers significantly improved electromagnetic impulse performance and thermal management as a result of an improved motor design and treatment to the fairings.

This hoist also includes new improvements in the design and manufacture of the translating drum technology with increased reliability, performance and maintainability requirements that set the new standard in rescue hoist technology.

Other features of this hoist include a cable foul sensor system and symmetrical braking. Control pendants are available with feet or meters cable payout display.





Goodrich Technology:

- Translating drum cable management system (CATEGORY 1)
- Patented cable tension system
- Patented Weston braking system

Design Features:

- External, electric hoist
- 30° fleet angle
- Continuous duty cycle
- Lubricated cable extends cable life and resists corrosion on internal metal components
- Payout sheave swivels to accommodate non-vertical loads
- Fully integrated electronics
- No junction box required for the installation
- Significantly improved electromagnetic impulse performance
- Cable foul sensor system and symmetrical braking
- Translating drum technology

Current Applications:

- Leonardo (AgustaWestland) A109 and AW139
- Bell 429



Performance and Specifications:

DESCRIPTION	SPECIFICATIONS
Hoist Height	12.26 inches (311.40 mm)
Hoist Width	8.75 inches (222.25 mm)
Hoist Length	31.75 inches (806.45 mm)
Hoist Weight	106.0 pounds (48.08 kg)
Cable Diameter	3/16 inches per MIL-W-83140
Cable Length	290 feet (88.39 m)
Lowering Speed	275 fpm (83.82 mpm) @ 600 pounds (272.16 kg) 275 fpm (83.82 mpm) @ 300 pounds (136.08 kg)
Maximum Lift Load	600 pounds (272.16 kg)
Input Power	28 VDC/150 amps maximum





The 44318 series AC powered rescue hoist is the successor to the 44311 series and adds many upgrades to improve usability and durability. The hoist design meets the U.S. Army's strict electromagnetic impulse requirements defined in ADS-37. The new design features enhanced capability allowing it to operate in a wider range of temperatures. The cable measurement function of the design can be switched from feet or meters with a selector switch. Another selector switch allows the cable out metering device to select one of four cable lengths (165, 200, 250 and 300). The virtually flat speed to weight curve, makes this hoist the fastest in the industry. The inclusion of Goodrich symmetrical braking makes the design very popular for high-threat environments. Variants of the AC hoist have been designed specifically for a dual hoist installation.



Goodrich Technology:

- Translating drum cable management system (CATEGORY 1)
- Patented cable tension system
- Patented Weston braking system

Design Features:

- External, electric hoist
- 30° fleet angle
- Continuous duty cycle
- Lubricated cable extends cable life and resists corrosion on internal metal components
- Payout sheave swivels to accommodate non-vertical loads
- Hour meter logs total time
- Emergency cable cut
- All lighting night vision compatible
- Night Vision Goggle light dimming circuit
- Cable reel-in/reel-out control redundancy on control panel and pendant
- Priority hoist controls for pilot

Current Applications:

- Airbus Helicopters H225
- Sikorsky MHI UH-60J
- Leonardo (AgustaWestland) AW189
- Bell 525
- KAI KUH



Performance and Specifications:

DESCRIPTION	SPECIFICATIONS
Hoist Height	12.26 inches (311.4 mm)
Hoist Width	8.75 inches (222.25 mm)
Hoist Length	32.9 inches (835.66 mm)
Hoist Weight	106 pounds (48.08 kg)
Cable Diameter	3/16 inches per MIL-W-83140
Cable Length	200 feet (60.96 m) or 290 feet (88.36 m)
Lowering Speed	325 fpm (99.06 mpm) @ 600 pounds (272.12 kg) 350 fpm (106.00 mpm) @ 300 pounds (136.08 kg)
Raising Speed	325 fpm (99.06 mpm) with 600 pounds (272.12 kg) 350 fpm (106.00 mpm) @ 300 pounds (136.08 kg)
Maximum Lift Load	600 pounds (272.16 kg)
Input Power	115/200 VAC, 3-phase, 400 Hz with 28 VDC control power



CATEGORY

2



The externally mounted, pneumatically driven hoist is used for personnel rescue and other operations. The hoist incorporates travel limit stops up and down and a cable cut cartridge.

UTC Aerospace Systems rescue hoists offer superior performance reliability and capacity as well as low cost of ownership to helicopter operators worldwide.

Product Overview:

Externally mounted, pneumatically powered rescue hoist models 76300-100 and 76300-200 utilize the UTC Aerospace Systems unique air hoist technology that offers a high weight-to-power ratio and benefits missions.

These models are equipped with either an adjustable or fix restrictive valve control inlet and outlet pressure.



Goodrich Technology:

- Level wind technology

Design Features:

- External, pneumatical hoist
- High weight-to-power ratio
- High level altitude
- Variable or fix restrictive valve to control inlet and outlet pressure
- Emergency cable cut
- Reduction gear unit
- Self-clamping brake
- Simple, sturdy mechanical architecture



Current Applications:

- Airbus Helicopters SA315, SA316 and SA330
- HAL Cheetah and Chetak

Performance and Specifications:

DESCRIPTION	SPECIFICATIONS
Hoist Height	18.70 inches (47.7 cm)
Hoist Width	12.20 inches (31 cm)
Hoist Length	11.41 inches (29 cm)
Cable Length (usable)	79 feet (24 m)
Hoist Type	Galvanized steel cable
Rated Cable Speed	Up to 90 ft. per minute (up to 0.45 m/s)

DESCRIPTION	76300-100 SPECIFICATIONS	76300-200 SPECIFICATIONS
Maximum Lift Load	385 pounds (175 kg)	500 pounds. (227 kg)
Limit Load	577 pounds (257 kg)	750 pounds (334 kg)
Control Power	Pneumatic and 24 VDC/4A	Pneumatic and 24 VDC/4A
System Weight	28.70 pounds (13 kg nominal)	36.60 pounds (16.6 kg nominal)
Pneumatic Pressure	2.4 bars (40 gr/sec)	3 bars (40 gr/sec)





The hoist model series 76363 is designed to lift loads up to 267 daN (600 pounds) aboard helicopters. It is to be essentially used for rescue missions, but its range of applications is widening; for example, in the transport of marine pilots and electrical power line maintenance personnel.

The hoist is hydraulically powered and allows lowering and lifting operations at constant speed.



Goodrich Technology:

- Level wind technology
- Patented cable tension system
- Carbon braking system

Design Features:

- External, hydraulic hoist
- Continuous duty cycle
- Lowering and lifting operations at constant speed
- Emergency cable cut
- Redundant limit switches
- Self-clamping carbon brake
- Electrical harness protected against electromagnetic influence
- Cable guiding device
- Aluminum housing
- Modular hook assembly allowing either standard hook or D-Lok hook



Current Applications:

- Airbus Helicopters AS332, AS532, SA321 and SA330
- Leonardo (AgustaWestland) Lynx

Performance and Specifications:

DESCRIPTION	SPECIFICATIONS
Capacity	600 pounds force (267 daN)
Usable Cable Length	164 feet (50 m)
Rated Speed	100 feet/minute (0.5 m/s)
Weight	56 pounds (25.4 kg)
Number of Consecutive Lifts Under Max Load and Over Max Length	Unlimited
Electrical Control Voltage	28 VDC
Hydraulic Power at ΔP	3.2 gal/mn2500 PSI (12 l/min / 175 bars)
Maximum Load Lift	600 pounds (272.16 kg)





The 76368 series are hydraulic-powered variable speed hoists. They are designed for:

- Lifting and lowering of loads up to 600 pounds (272 kg)
- Functioning at variable speed, upon control from the operator's handle
- Automatic stop at the end of lifting and lowering operations
- Manual stops during lifting or lowering operations, at any extended length
- Dropping of the load in case of emergency





Goodrich Technology:

- Level wind technology
- Patented cable tension system
- Carbon braking system
- To be used with junction box 61268 and control pendant 709810-001

Design Features:

- External hoist
- Hydraulic drive module with a constant stroke hydraulic motor, a servo valve controlling speed variation and a control block fitted with flow regulators
- Equipped for single and dual installations
- Continuous duty cycle
- Redundant limit and decel switches
- Electrical harness protected against Electro Magnetic Influence
- Emergency cable cut
- Self-clamping carbon brake
- Drum grooving for safe and reliable storage
- Reliable guiding cable device allowing for 30 degree fleet angles (for 76368-500)
- Secondary hoist controls for pilot
- Emergency stop switch on operator's pendant

Current Applications:

- Airbus Helicopters AS332, AS532, EC225, EC725, SA321 and SA330
- Airbus Helicopters AS332 STC (for 76368-500)



Performance and Specifications:

DESCRIPTION	SPECIFICATIONS
Capacity	600 pounds force (267 daN)
Usable Cable Length	
76368-500	295 feet (90 m)
76368-240-D	246 feet (75 m)
Rated Speed	0 to 178 ft/min 0 to 0.9 m/s
Weight	
76368-500 & 76368-240-D	75 pounds (34 kg)
76368-240	71.65 pounds (32.5 kg)
Number of Consecutive Lifts Under Max Load and Over Max Length	Unlimited
Electrical Control Voltage	28 VDC
Hydraulic Power at ΔP	2,500 PSI, 5.3 Gal/min (75 bars / 20 l/min)
Maximum Load Lift	600 pounds (272 kg)





The 76370 externally-mounted, 28VDC, electrically-powered hoist series utilizes simple, sturdy mechanical architecture.

The hoists are mainly intended for use in rescue missions, and allow lowering and lifting loads up to 136 kg (300 pounds) under constant speed.

For safety reasons, in addition to a load self-clamping brake, these hoists are equipped with a current off brake that makes the system failsafe.

The hoists include an integrated control unit, and are used as a primary installation for light helicopters and as a backup installation for heavy helicopters.



Goodrich Technology:

- Level wind technology
- Simple, sturdy architecture

Design Features:

- External, electric hoist
- Integrated control unit
- Primary hoist for light helicopters
- Back-up hoist for heavy helicopters
- Emergency cable cut
- Redundant limit switches
- Self-clamping multidisks brake
- Simple and sturdy mechanical architecture

Current Applications:

- Airbus helicopters AS332, AS350, AS355, AS532, AS550, AS555, EC225, EC725, SA316, SA319 and SA341



Performance and Specifications:

DESCRIPTION	SPECIFICATIONS
Capacity	300 pounds force (135 daN)
Usable Cable Length	132 feet (40 m)
Rated Speed Fix	Up to 100 ft/min (0.5 m/s)
Weight	43.5 pounds (19.6 kg)
Electrical Power	28 VDC
Electrical Consumption	60 A
Maximum Load Lift	300 pounds (136 kg)






The externally-mounted hoist series 76378 are electrically powered and allow lowering and lifting operations under continuously variable speeds. By design, our hoists are simple in construction and incorporate a minimum number of piece parts, which makes them highly dependable, easy to maintain and reliable, with casing that provides a stiffness of the hoist.

Their compactness and lightness will be appreciated for better aerodynamics and weight balance. The modular concept allows for conversion from the electric version to the hydraulic version, which leads to a high degree of standardization across the fleet of helicopters. In the latest version (76378-500), the load cables are lubricated by construction and made of stainless steel. For safety reasons, in addition to a load self-clamping brake, our hoists are equipped with a power supply controlled brake that makes the system failsafe.





Goodrich Technology:

- Level wind technology
- Patented cable tension system
- Self-clamping carbon braking system
- To be used with junction box 61148-016 and control pendant 76801-010

Design Features:

- Electrical hoist
- Equipped for external or internal mounting
- Continuous duty cycle
- Lowering and lifting operations at variable speed
- Whiplash resistant with large angles
- Cable guide system which allows 30 degree fleet angles up to 30 degree fleet angles (76378-500)
- Emergency cable cut
- Redundant limit and decel switches
- Electrical harness protected against EMI
- Intercom switch on pendant
- Secondary hoist controls for pilot
- Self-clamping carbon brake
- "Lebus" drum grooving for safe and reliable storage (76378-200 and 76378-500)
- Simple, reliable and reinforced guiding cable device (76378-500)

Current Applications:

- Airbus Helicopters AS360, AS365, AS565, BK117-C1 and EC 155
- Sikorsky S-61
- MIL Mi-2 and Mi-8
- PZL W3 SOKOL Kania



Performance and Specifications:

DESCRIPTION	SPECIFICATIONS
Capacity	600 pounds force (267 daN)
Usable Cable Length	
Hoist 76378-500	295 feet (90 m)
Hoist 76378-260-D	295 feet (90 m)
Hoist 76378-360	164 feet (50 m)
Rated Speed	0 to 150 feet/mn 0 to 0.75 m/s
Weight	
Hoist 76378-500	86 pounds (40 kg)
Hoist 76378-260-D	85.32 pounds (38.70 kg)
Hoist 76378-360	77 pounds (34.90 kg)
Number of Consecutive Lifts Under Max Load and Over Max Length	Unlimited
Electrical Power	28 VDC
Electrical Consumption	135 A
Maximum Lift Load	600 pounds (272 kg)

Internally/Externally Mounted Hoist Helicopter Application:

HOIST ASSEMBLY (Part number)	AIRCRAFT (Helicopter) MANUFACTURER	HELICOPTER MODEL
76378-200	Airbus Helicopters	BK117-C1
76378-260-D & 76378-360	PZL	W3 SOKOL/KANIA
	MIL	Mi2
	EUROCOPTER	EC 155/AS 565/AS 365
	SIKORSKY	S 61, S 76
76378-500	MIL	Mi 8, Mi 2
	PZL	W3 SOKOL/KANIA
	SIKORSKY	S 61-N





The 76379 series are the lightest 600-pound (272 kg), 28 VDC electrical hoist on the market — they use an advanced translating cable guide technology.

They are based on a modular concept which includes an integrated electronic control module, a multi-functional control pendant with health monitoring data, a brushless DC motor for high performance, reliability and maintainability.

A new cable management system allows for fleet angles up to 30 degrees providing more flexibility for hoist operations in high winds or other circumstances requiring an off angle lift.

The 76379 series allows lowering and lifting loads under continuously variable speeds up to 1.1 m/s (215 feet/min), and incorporates the latest technical characteristics. These technologies include:

Goodrich Technology:

- Advanced translating cable-guide technology
- Automatic self-clamping brake
- Continuous duty cycle

Design Features:

- Advanced translating cable guide
- Integrated electronic control box (ECB)
- Emergency pyrotechnic cable cut
- Automatic self-clamping carbon brake
- Deceleration and redundant limits switches
- Multifunctional control pendant with cable length, warning and failure indicators and intercom switch
- Control pendant Night Vision Goggle compatible, on request
- Hoist life totalizer
- Secondary hoist controls for pilot
- LEBUS drum grooving for safe and reliable cable storage,
- Brushless DC motor for high performance, reliability and better maintainability



Design Features (Continuation):

- EMI/EMC compliant
- JAR/FAR 27.29 compatible
- Cable guide system allowing 30-degree fleet angles with vertical and whiplash resistant with large angles
- Reliable stainless steel cable (MIL-DTL-83140), cable management
- Speediness – continuously variable speed up to 215 fpm (1.1 m/s)
- Hook safety device (D-Lok hook)
- Fairing, on request

Current Applications:

- HAL ALH
- MIL Mi-17

Performance and Specifications:

DESCRIPTION	SPECIFICATIONS
Capacity	600 pounds force (267 daN)
Usable Cable Length	Up to 295 feet (up to 90 m)
Continuously Variable Speed	0 to 215 fpm (1.1 m/s)
Weight of the Hoist	90.4 pounds (41.5 kg) with a 131 feet (70 m) cable and without fairing 96.4 pounds (43.7 kg) with a 295 feet (90 m) cable and without fairing
Weight of Fairing	3.7 pounds (1.7 kg)
Number of Consecutive Lifts Under Max Load and Over Max Length	Unlimited
Electrical Power	28VDC
Electrical Consumption	135 A with 600 pounds (272 kg) full speed 215 fpm (1.1 m/s)
Maximum Lift Load	600 pounds (272 kg)





The 76389 series consists of the lightest weight 600-pound (272 kg), AC electrical hoists that use an advanced translating cable guide technology.

They are based on a modular concept which includes an integrated electronic control module, a multi-functional control pendant with health monitoring data, a brushless DC motor for high performance, reliability and maintainability.

The cable management system allows for fleet angles up to 30 degrees providing more flexibility for hoist operations in high winds or other circumstances requiring an off angle lift.

The 76389 series allow lowering and lifting loads under continuously variable speeds up to 1.1 m/s (215 ft/min), and incorporates the latest technical characteristics. These technologies include:

Goodrich Technology:

- Advanced translating cable guide technology
- Automatic self-clamping brake
- Continuous duty cycle

Design Features:

- Advanced translating cable guide
- Integrated electronic control box (ECB)
- Emergency pyrotechnic cable cut
- Automatic self-clamping carbon brake
- Deceleration and redundant limits switches
- Multifunctional control pendant with cable length, warning and failure indicators and intercom switch
- Control pendant Night Vision Goggle compatible, on request
- Hoist life totalizer
- Secondary hoist controls for pilot
- LEBUS drum grooving for safe and reliable cable storage,
- Brushless DC motor for high performance, reliability and better maintainability
- EMI/EMC compliant
- JAR/FAR 27.29 compatible



Design Features (Continuation):

- Cable guide system allowing 30-degree fleet angles with vertical and whiplash resistant with large angles
- Reliable stainless steel cable (MIL-DTL-83140)
- Speediness – continuously variable speed up to 215 fpm (1.1 m/s)
- Hook safety device (D-Lok hook)
- Fairing, on request

Current Applications:

- Kamov Ka 226
- Heavy platform certification in progress


Performance and Specifications:

DESCRIPTION	SPECIFICATIONS
Capacity	600 pounds force (267 daN)
Usable Cable Length	Up to 295 feet (up to 90 m)
Continuously Variable Speed	0 to 215 fpm (1.1 m/s)
Weight of the Hoist	88.2 pounds (40.5 kg) with a 131 feet (70 m) cable and without fairing 94 pounds (42.7 kg) with a 295 feet (90 m) cable and without fairing
Weight of Fairing	3.7 pounds (1.7 kg)
Number of Consecutive Lifts Under Max Load and Over Max Length	Unlimited
Electrical Power	115 VAC, 400 Hz
Electrical Consumption	14 A with 600 pounds (272 kg) at full speed 215 fpm (1.1 m/s)
Maximum Lift Load	600 pounds (272 kg)






**CARGO
WINCHES**



Performance and Specifications:

DESCRIPTION	SPECIFICATIONS
Winch Application	Boeing CH-47
Winch Type	Hydraulic (3000 psi pressure system)
Winch Height	14.5 inches
Winch Width	10.4 inches
Winch Length	13.9 inches
Winch Weight	56 pounds
Cable Length	150 feet
Cable Size and Type	1/4 inch diameter 18x7 stainless steel
Rated Capability/Rescue	600 pounds
Rated Capability/Cargo	3,000 pounds
Cable Speed/Rescue	100 feet per minute
Cable Speed/Cargo	20 feet per minute






Performance and Specifications:

DESCRIPTION	SPECIFICATIONS
Winch Application	Boeing C-17
Winch Type	Hydraulic (4,025psi pressure system)
Winch Height	32.05 inches
Winch Length	23.1 inches
Winch Weight	339 pounds
Cable Length	250 feet
Cable Size and Type	.375 to.390 drawn, galvanized, preformed, non-rotating aircraft flexible steel
Rated Load Capability	7,500 pounds
Minimum Stall Load	9,000 pounds
Breaking Strength	14,880 pounds maximum
Rated Speed, Low	0 to 15 feet per minute
Rated Speed, High	0 to 100 feet per minute
Inching Speed	5 feet per minute minimum






Performance and Specifications:

DESCRIPTION	SPECIFICATIONS
Winch Application	44302-10 C-130J, C-X, & KC-390 Cargo Winch
Winch Type	Electric (115/200VAC, 3-phase, 400Hz and 28VDC, 5A maximum)
Winch Height	17.35 inches
Winch Width	17 inches
Winch Length	32 inches
Winch Weight	315 pounds
Cable Length	202 feet
Cable Size and Type	.375 to .390 drawn, galvanized, preformed, non-rotating aircraft flexible steel
Rated Load Capability	6,500 pounds
Maximum Stall Load	8,000 pounds
Breaking Strength	14,880 pounds maximum
Rated Speed, Low	15 feet per minute
Rated Speed, High	40 feet per minute
Inching Speed	5 feet per minute





Performance and Specifications:

DESCRIPTION	SPECIFICATIONS
Winch Application	NH-90
Winch Type	Hydraulic (3000psi pressure system)
Winch Height	15.1 inches
Winch Width	10.4 inches
Winch Length	13 inches
Winch Weight	62.8 pounds
Cable Length	65.6 feet
Cable Size and Type	1/4 inch 19 X 7 stainless steel
Rated Load Capability	2,000 pounds @ rated speed
Cable Speed	40 fpm @ rated load



